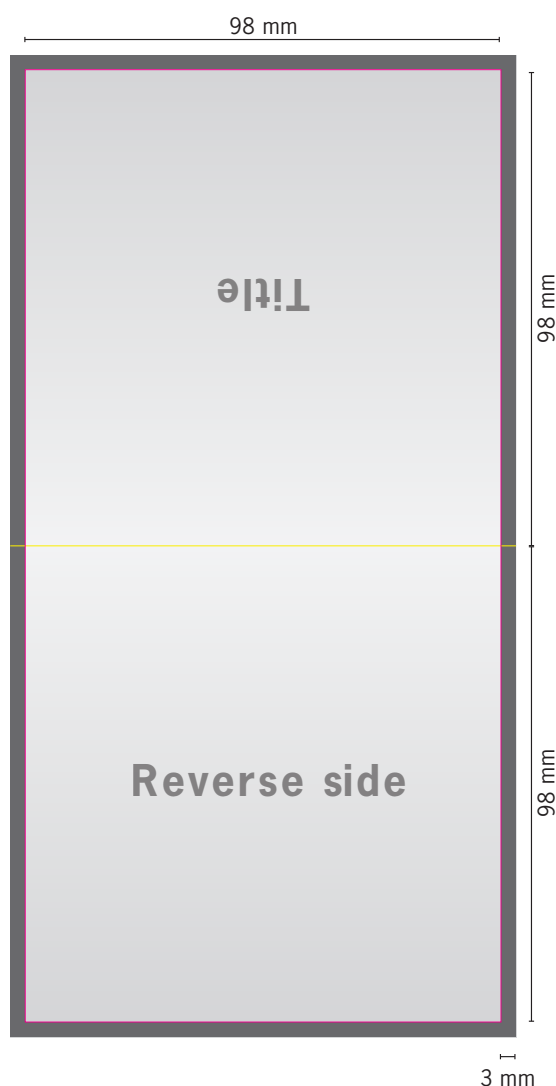


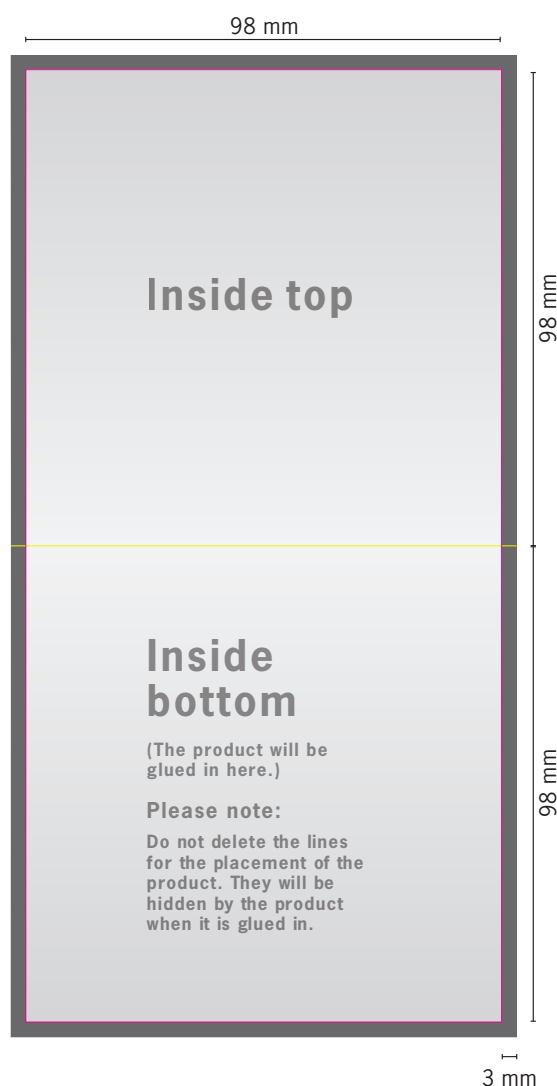
POCKET TOOLS – Individual packaging




Data file for digital printing

PRINT-PDF PAGE 1:



PRINT-PDF PAGE 2:



-  = Bleed margin
-  = Fold outline
-  = Punch outline

- Folding and punching contours are to be included in the layout.
- Folding and punching contours are created in special colours that may not be renamed, converted, or edited.
- With the exception of the folding and punching contours, no other spot colours may be present in the document. Please only consider CMYK colours and logos for the design. Existing true colours are automatically converted to CMYK, which can result in colour deviations.
- A circumferential trim allowance of at least 3 mm must be applied.
- We recommend a safety clearance of 3 mm to the inside for contents that should not be cut.
- The lines for product placement must be retained, but can be colour-matched.
- Print data must be supplied as 2-sided PDF X/3 with "ISO_Coated_V2" profile.
- The resolution of the supplied image data must be at least 300 DPI.

Delivered open data format incl. bleed allowance: **104x202mm**.

Delivered open final format: **98x196mm**. No marks are required (registration marks, crop marks, etc.).

Further technical data can be viewed on file creation at richartz.com/printspection.pdf.